

# professional line - SELF-INKING DATERS

TEMPLATE SHEET

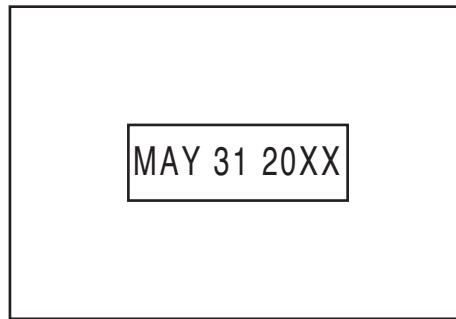
**5480**

1-7/8" X 2-3/4"



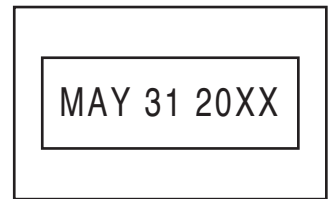
**5474**

1-5/8" X 2-3/8"



**5430**

1" X 1-5/8"



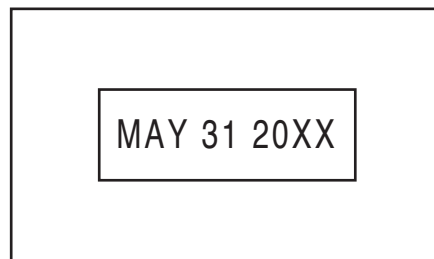
**54110**

2-1/16" X 3-1/4"




**5460**

1-5/16" X 2-1/4"



**5440**

1" x 1-3/4"



**54045**

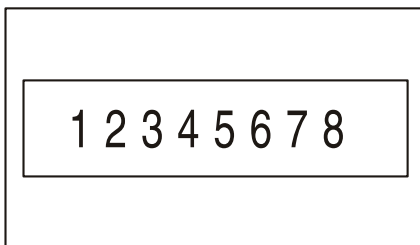


1-3/4" ROUND

# professional line - SELF-INKING NUMBERERS

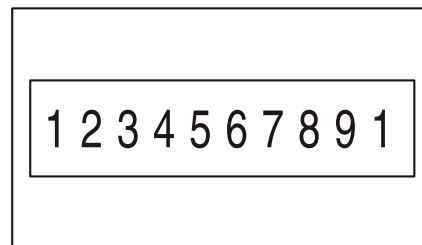
**5558/PL**

1-1/4" x 2-3/16"



**55510/PL**

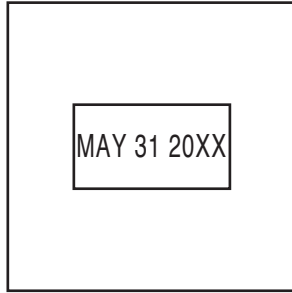
1-1/4" x 2-3/16"



## **HOW TO USE THE TEMPLATE SHEET**

- 1) Simply print the sheet out on your printer
- 2) Overlay the template sheet over your existing stamp, or a printed out sample that you have created, to see which size would best fit
- 3) Your stamp cannot go outside the borders of the stamp borders shown, as machines are manufactured to these sizes

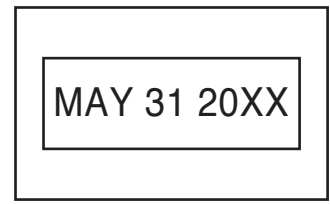
**4724** 1-1/2" X 1-1/2"



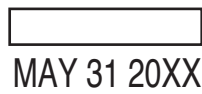
**4727** 1-9/16" X 2-3/8"



**4750** 1" X 1-5/8"



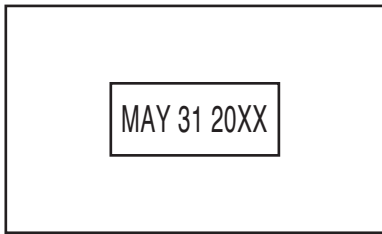
**4850** 3/16" X 1"



**4813A** 5/16" x 1"



**4729** 1-1/16" x 1-13/16"



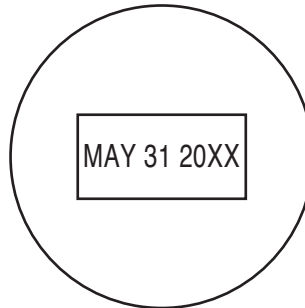
**4726** 1-1/2" x 3"



**46145** 1-11/16" ROUND

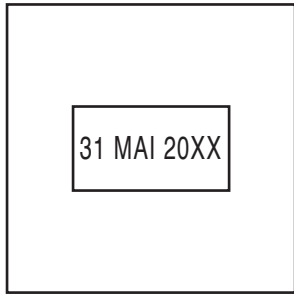


**46140** 1-9/16" ROUND



★-----★  
**HOW TO USE THE TEMPLATE SHEET**  
1) Simply print the sheet out on your printer  
2) Overlay the template sheet over your existing stamp, or a printed out sample that you have created, to see which size would best fit  
3) Your stamp cannot go outside the borders of the stamp borders shown, as machines are manufactured to these sizes  
★-----★

**4724 FRENCH**



1-1/2" X 1-1/2"

**4727 FRENCH**

1-9/16" X 2-3/8"



**4750 FRENCH**



1" X 1-5/8"

**4729 FRENCH**



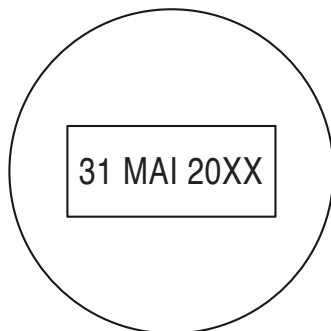
1-1/16" x 1-13/16"

**4726 FRENCH**

1-1/2" x 3"



**46145 FRENCH**



*month abbreviations:*

JAN / FEV / MARS / AVR / MAI / JUIN  
JUIL / AOUT / SEP / OCT / NOV / DEC

**HOW TO USE THE TEMPLATE SHEET**

- 1) Simply print the sheet out on your printer
- 2) Overlay the template sheet over your existing stamp, or a printed out sample that you have created, to see which size would best fit
- 3) Your stamp cannot go outside the borders of the stamp borders shown, as machines are manufactured to these sizes

**5480 FRENCH**

1-7/8" X 2-3/4"



**5474 FRENCH**

1-5/8" X 2-3/8"



**5430 FRENCH**



1" X 1-5/8"

**54110 FRENCH**

2-1/16" X 3-1/4"



**5460 FRENCH**

1-5/16" X 2-1/4"

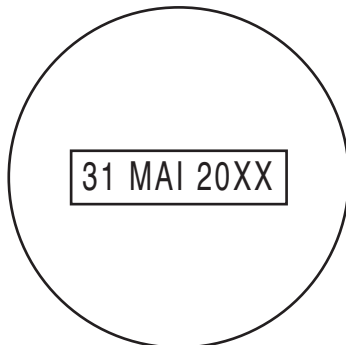


**5440 FRENCH**

1" x 1-3/4"



**54045 FRENCH**



1-3/4" ROUND

*month abbreviations:*

JAN / FEV / MARS / AVR / MAI / JUIN  
JUIL / AOUT / SEP / OCT / NOV / DEC

**HOW TO USE THE TEMPLATE SHEET**

- 1) Simply print the sheet out on your printer
- 2) Overlay the template sheet over your existing stamp, or a printed out sample that you have created, to see which size would best fit
- 3) Your stamp cannot go outside the borders of the stamp borders shown, as machines are manufactured to these sizes