


**4921**



1/2" x 1/2"

**4922**



13/16" x 13/16"

**4923**



1-3/16" x 1-3/16"


**4928**

1-5/16" x 2-3/8"




**4910**

3/8" x 1"



**4911**

9/16" x 1-1/2"



**4927**

1-9/16" x 2-3/8"



**4912**

3/4" x 1-7/8"




**4913**

7/8" x 2-1/4"



**4926**

1-1/2" x 3"




**4915**

1" x 2-3/4"




**4924**

1-5/8" x 1-5/8"



**4916**

3/8" x 2-3/4"



**HOW TO USE THE TEMPLATE SHEET**

- 1) Simply print the sheet out on your printer
- 2) Overlay the template sheet over your existing stamp, or a printed out sample that you have created, to see which size would best fit
- 3) Your stamp cannot go outside the borders of the stamp borders shown, as machines are manufactured to these sizes

**4929**

1-3/16" x 2"



**4925**

1" x 3-1/4"



**4914**

1" x 2-1/2"



**4918**

9/16" X 2-15/16"



**4931**

1-1/8" x 2-3/4"




**4917**

3/8" X 1-15/16"

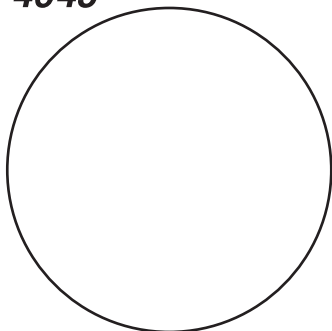


**46019**




3/4" ROUND

**4645**




1-11/16" ROUND

**46025**



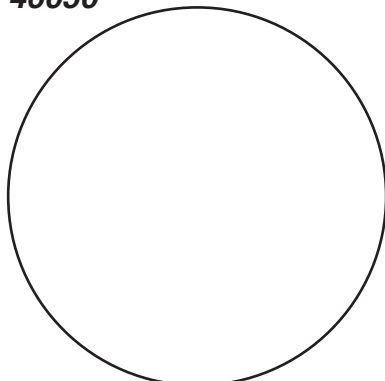
1" ROUND

**4930**



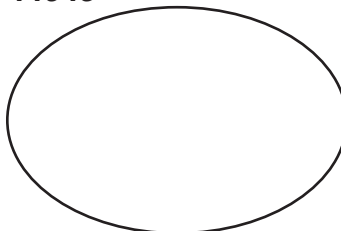
1-2/16" ROUND

**46050**



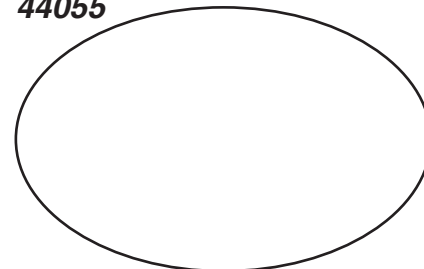
2" ROUND

**44045**



1-3/16" x 1-3/4" OVAL

**44055**



1-3/8" x 2-3/16" OVAL

**HOW TO USE THE TEMPLATE SHEET**

- 1) Simply print the sheet out on your printer
- 2) Overlay the template sheet over your existing stamp, or a printed out sample that you have created, to see which size would best fit
- 3) Your stamp cannot go outside the borders of the stamp borders shown, as machines are manufactured to these sizes